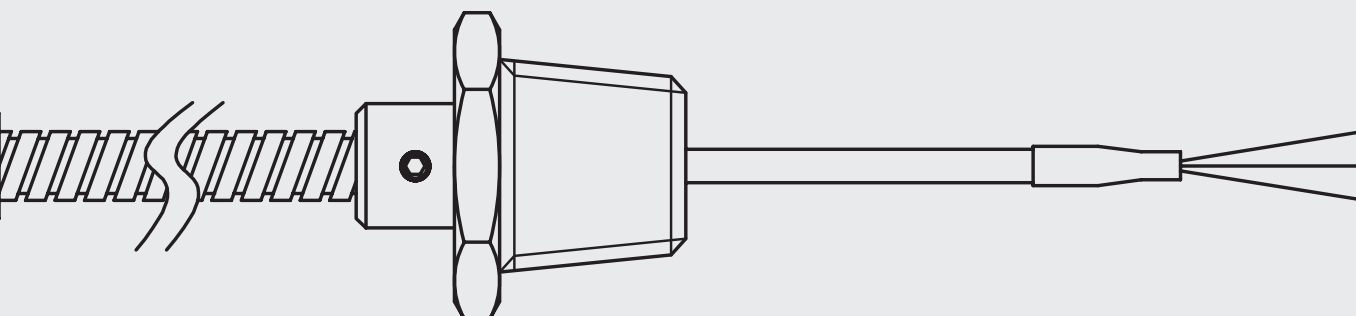


Industrial resistance thermometer

WIRE & TRANSITION

PXA-PXB-PXC-PXD-PXH
CONFIGURATIONS

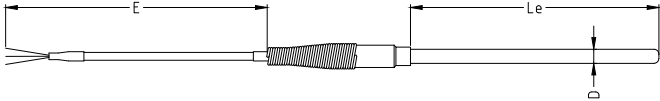
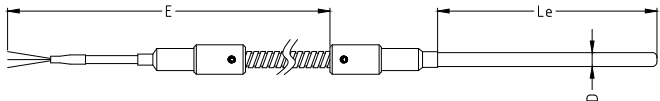
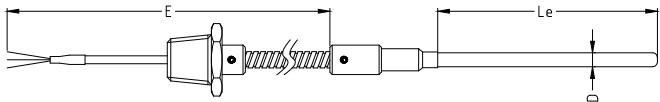
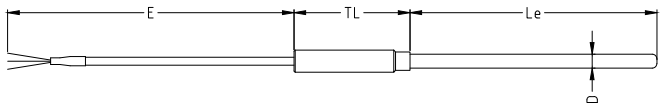
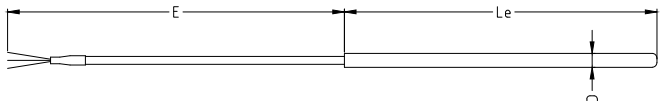
Ex ia RTD



RODAX^o
new temperature solutions

Product series PT100WI

Table 1: Sensors main models

<p>PXA</p>	<p>Sensor with lead wire, (threaded) transition and wire relief spring (transition OD 6,35 or 9,53 mm)</p>	
<p>PXB</p>	<p>Sensor with lead wire, (threaded) transition and loose flexible metal hose (transition OD 6,35 or 9,53 mm)</p>	
<p>PXC</p>	<p>Sensor with lead wire, (threaded) transition and wire flexible metal hose for threaded 1/2" NPT attachment to connection head or cable gland (transition OD 6,35 or 9,53 mm)</p>	
<p>PXD</p>	<p>Sensor with lead wire and transition without relief spring (transition all dimension by request)</p>	
<p>PXH</p>	<p>Sensor with lead wire and transition same OD as sensor</p>	

Features assembly

High quality resistance temperature element with MgO mineral insulated metal sheathed cable, providing excellent stability and reproducibility.

The unique properties make this basic element ideally suited for a wide range of applications up to 550 °C.

The PT100 is bendable over the total length except on the tip over 50 mm. High vibration resistant models are available.

Table 2: Equipment for potentially explosive atmospheres

Certification

A	ATEX
I	IECEX
G	GOST-R

Explosive atmosphere

G	Gas
D	Dust

Table 3: Measuring inserts details

Details

- Maximum temperature: 550 °C
- Minimum insulation resistance: 1000 MOhm at 500VDC, T_{amb}=20 °C
- Conductors: material Cu
- Metal sheath: SS321 / 1.4541

PT100 element

S	D	Option	HV
Single	Double		High vibration

Diameter ØD

D3	D3,2	D4,5	D4,8	D6	D6,35	D8	D9,53	D12,7	Other diameters on request
3,0 mm	3,2 mm	4,5 mm	4,8 mm	6,0 mm	6,35 mm	8,0 mm	9,53 mm	12,7 mm	

Electrical connection

W2	W3	W4 (*)	(*) for OD 3 mm: dual sensors max 2x3 wire
2 wire	3 wire	4 wire	

Accuracy

A1	A3	A5	A6	A10	Other accuracies on request
Class A IEC EN 60751 $\pm(0.15+0.002 t)^{\circ}\text{C}$	1/3 DIN 1/3 class B	1/5 DIN 1/5 class B	1/6 DIN 1/6 class B	1/10 DIN 1/10 class B	

Transition OD

D635 or D953	DXXXLYYY	Other diameters on request
Sensor model PXA, PXB and PXC	Sensor model PXD	
Standard OD 6,35 or 9,53 mm. Standard length 30 mm	With XXX OD in mm and YYY length in mm	

Temperature rating transition

STD	Standard	Tmax = 120 °C
HT	High temperature	Tmax = 290 °C

Table 4: Lead wires

Lead wire

Standard conductor wire gauge is AWG 24 (0,24 mm²). Other dimensions on request.

			Lead wire	Lead wire + SS external SS braiding
Teflon®	Extruded FEP internal Cu/Ni shielding	-45 °C +200 °C	M01	MS1
Kapton®	Polyimide tape	-80 °C +360 °C	M02	MS2
Glass fiber	Resin impregnation	max. +480 °C	M03	MS3
Silicone	Polyvinyl	-45 °C +160 °C	M04	

Table 5: Certification possibilities

Certificates

Following tests and certificates are possible and are either done in-house or done by an external party.

Code	Certificates
Q04210	Functional test report sensor
Q04230	Calibration report (measuring points to be indicated) E.g. 0/100 °C
Q05220	Calibration report by accredited calibration lab retraceable (measuring points to be indicated)
Q05230	Calibration report by accredited calibration lab ISO/IEC 17025 (BELAC) (measuring points to be indicated)
Q02040	Test report EN10204-2.2
Q04250	Transmitter programming. Range and burn-out settings to be indicated




Addenda

Thermal data related to product series PT100WI

The maximum process temperature T_p (in °C) and the relation to the temperature class is as follows:

Maximum process temperature T_p (°C)	75	90	125	190	285	435	>435
Temperature class (°C)	T6	T5	T4	T3	T2	T1	T_p+10
Maximum surface temperature T of the Assembly (°C)	85	100	135	200	300	450	T_p+10

Certificates for product series PT100WI

ATEX 2014/34/EU	ATEX EU-type examination certificate 18ATEX0060 X	
IECEX 02	IECEX DEK 18.0032 X	
GOST-R	GOST EAC RU C-BE.ГБ05B.00211	

HOW TO ORDER (example)

Code		Example	Your code
Main model	See table 1	PXA	
Certification	See table 2	A	
Explosion atmosphere	See table 2	G	
Pt100 element	See table 3	S	
Diameter ØD	See table 3	D6	
Electrical connection	See table 3	W3	
Accuracy	See table 3	A1	
Transition OD	See table 3	D635	
Temperature rating transition	See table 3	HT	
Lead wire	See table 4	MS3	
Insertion length Le	In mm	Le150	
Lead wire length E	In mm	E5000	
Options (transmitters, etc.)			

Ordering code example:

PXA A G S D6 W3 A1 D635 HT MS3 Le150 E5000

For all options: please contact Rodax

© 2018

Santvoortbeeklaan 33, 2100 Antwerp - Belgium

T +32 (0)3 360 90 00

E quotationdesk@rodax-europe.com

www.rodax-europe.com

RODAX[°]
new temperature solutions

PX-Exia-RTD GB 201810