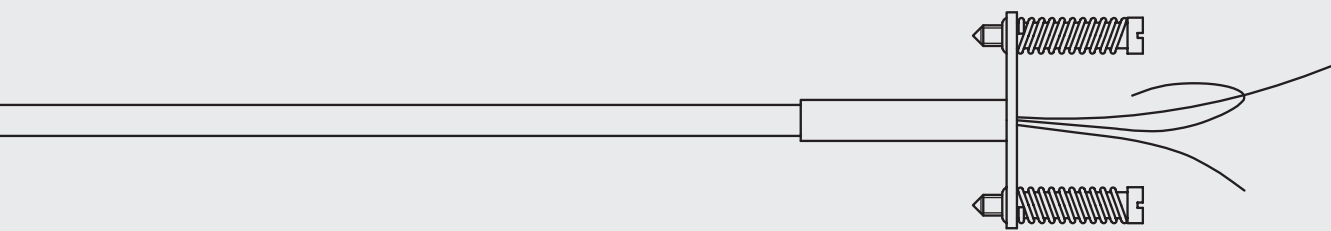


# Industrial resistance thermometer

FOR USE WITH THERMOWELLS

**PAA-PBA-PBB-PEA  
CONFIGURATIONS**

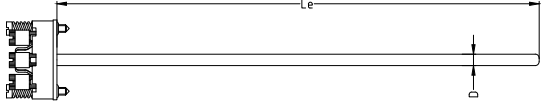
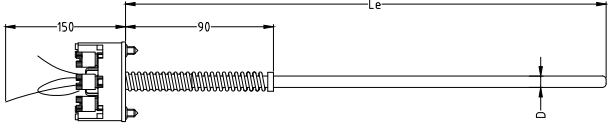
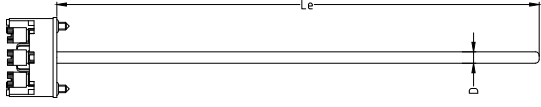

**General use RTD**



**RODAX<sup>o</sup>**  
new temperature solutions

Product series PT100RB/WT

**Table 1: Measuring inserts main models**

	<b>Terminal</b>	<b>Total spring</b>	
<b>PAA</b>	Ceramic spring loaded terminal block 2/3/4/6 or 8 terminals	10 mm  We recommend a spring loading of +/-5 mm	
<b>PBB</b>	Hi-tech spring loaded thermoplast (moisture and shock proof) terminal block 2/3/4 or 6 terminals	40 mm  We recommend a spring loading of +/-20 mm	
<b>PBA</b>	Hi-tech spring loaded thermoplast (moisture and shock proof) terminal block 2/3/4 or 6 terminals	10 mm  We recommend a spring loading of +/-5 mm	
<b>PEA</b>	Spring loaded mounting plate with flying leads of 150 mm	10 mm  We recommend a spring loading of +/-5 mm	

**Features assembly**

High quality resistance temperature element with MgO mineral insulated metal sheathed cable, providing excellent stability and reproducibility.

The unique properties make this basic element ideally suited for a wide range of applications up to 550 °C.

The PT100 is bendable over the total length except on the tip over 50 mm. High vibration resistant models are available.

**Table 2: Measuring inserts details**

## Details

- Maximum temperature: 550 °C
- Minimum insulation resistance: 1000 MOhm at 500VDC, T<sub>amb</sub>=20 °C
- Conductors: material Cu
- Metal sheath: SS321 / 1.4541

## PT100 element

<b>S</b>	<b>D</b>	<b>Option</b>	<b>HV</b>
Single	Double		High vibration

## Diameter ØD

<b>D3</b>	<b>D3,2</b>	<b>D4,5</b>	<b>D4,8</b>	<b>D6</b>	<b>D6,35</b>	<b>D8</b>	<b>D9,53</b>	<b>D12,7</b>	Other diameters on request
3,0 mm	3,2 mm	4,5 mm	4,8 mm	6,0 mm	6,35 mm	8,0 mm	9,53 mm	12,7 mm	

## Electrical connection

<b>W2</b>	<b>W3</b>	<b>W4 (*)</b>	(*) for OD 3 mm: dual sensors max 2x3 wire
2 wire	3 wire	4 wire	

## Accuracy

<b>A1</b>	<b>A3</b>	<b>A5</b>	<b>A6</b>	<b>A10</b>	Other accuracies on request
Class A IEC EN 60751 $\pm(0.15+0.002 t )^{\circ}\text{C}$	1/3 DIN 1/3 class B	1/5 DIN 1/5 class B	1/6 DIN 1/6 class B	1/10 DIN 1/10 class B	

**Table 3: Certification possibilities**

## Certificates

Following tests and certificates are possible and are either done in-house or done by an external party.

Code	Certificates
<b>Q04210</b>	Functional test report sensor
<b>Q04230</b>	Calibration report (measuring points to be indicated) E.g. 0/100 °C
<b>Q05220</b>	Calibration report by accredited calibration lab retraceable (measuring points to be indicated)
<b>Q05230</b>	Calibration report by accredited calibration lab ISO/IEC 17025 (BELAC) (measuring points to be indicated)
<b>Q02040</b>	Test report EN10204-2.2
<b>Q04250</b>	Transmitter programming. Range and burn-out settings to be indicated

## HOW TO ORDER (example)

Code		Example	Your code
<b>Main model</b>	See table 1	PAA	
<b>Pt100 element</b>	See table 2	S	
<b>Diameter ØD</b>	See table 2	D6	
<b>Electrical connection</b>	See table 2	W3	
<b>Accuracy</b>	See table 2	A1	
<b>Insertion length Le</b>	In mm	Le150	
<b>Options (transmitters, etc.)</b>			

Ordering code example:  
PAA S D6 W3 A1 Le150

**For all options: please contact Rodax**

© 2018

Santvoortbeeklaan 33, 2100 Antwerp - Belgium

T +32 (0)3 360 90 00

E [quotationdesk@rodax-europe.com](mailto:quotationdesk@rodax-europe.com)

[www.rodax-europe.com](http://www.rodax-europe.com)

**RODAX**<sup>°</sup>  
new temperature solutions

PA-Gen-RTD GB 201810