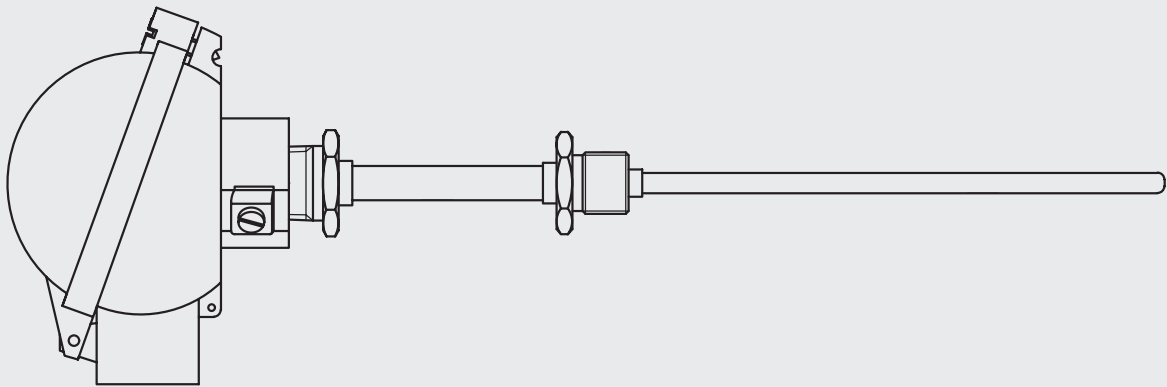


Direct immersion thermocouple

THREADED CONNECTION

D200-201-202-203-260-262
CONFIGURATIONS

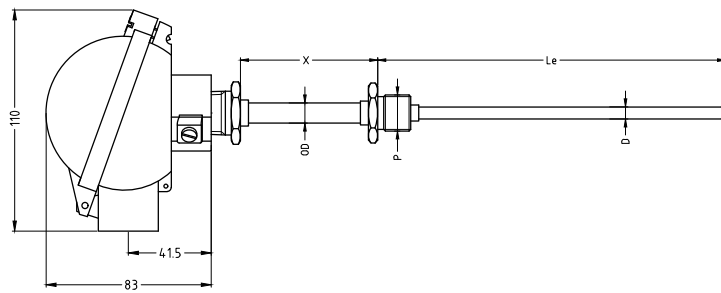
General use TC



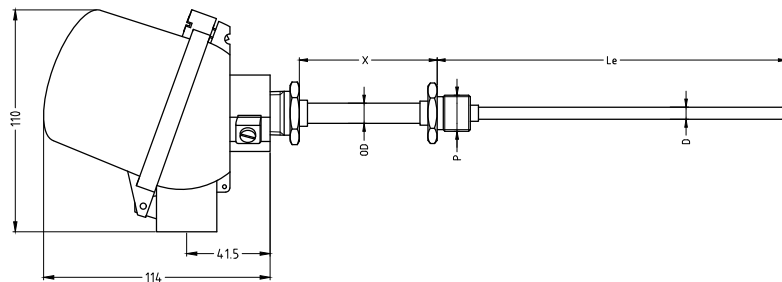
RODAX^o
new temperature solutions

Product series TCWT

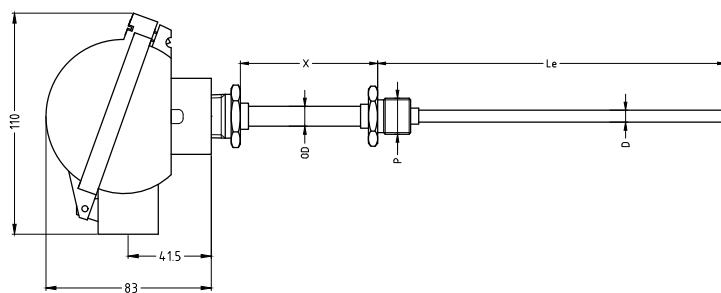
D200



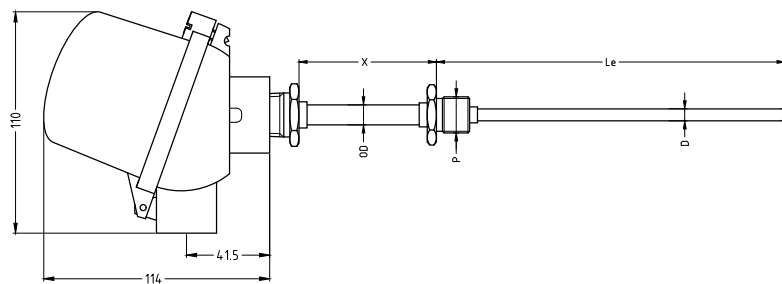
D201



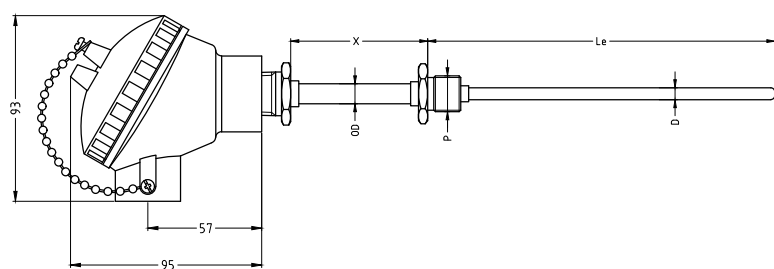
D202



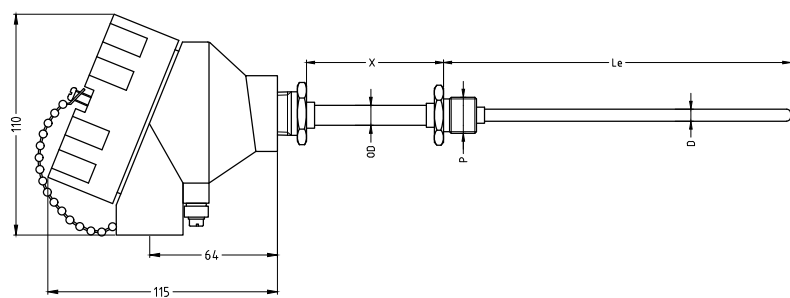
D203



D260



D262



Features assembly

The sensor can be immersed directly into the process and is not spring loaded.

The connection to the connection head is threaded 1/2"NPT (other on request).

Threaded process connection.

The assemblies can be delivered with an aluminium or stainless steel connection head combined with a high quality thermocouple element with MgO mineral insulated metal sheathed cable, providing excellent stability and reproducibility.

Sensor diameters up to 12,7mm.

Technical specification assembly

- Connection head aluminium (D200-D201-D202-D203-D260-D262).
- Ambient temperature range assembly: -45/+80 °C; this can be limited depending on the materials applied or in case a temperature transmitter is used.
- IP-68 protection degree (body – cover) with silicone rubber O-ring. The assembly protection degree (IP-68) can be attained but depends on the use of correct cable gland(s) and on the correct mounting to thermowells.
- Cover: hinged type or screw type with chain.
- Several sensor diameters and lengths are possible.

Table 1: Configuration

Connection head type

Choice between:

- Connection head types D200 / D201 / D202 / D203 with hinged type cover with 1 or 2 conduit openings.
- Connection head types D260 / D262 with screw type cover with 1 or 2 conduit openings.
- Connection head supplied with O-ring in silicone rubber (between body and cover).

	Conduit	Material	Coating	Colour
D200	00A1 1x conduit	Aluminium	Epoxy Corrosion category EN ISO 12944-2: C4	RAL9002 Grey white
D201	01A1 1x conduit	Aluminium	Epoxy Corrosion category EN ISO 12944-2: C4	RAL9002 Grey white
D200/201	00A2/01A2 2x conduits	Aluminium	Epoxy Corrosion category EN ISO 12944-2: C4	RAL9002 Grey white
D202	02S1 1x conduit	Polyamide PA6	None	Blue
D203	03S1 1x conduit	Polyamide PA6	None	Blue
D260	60A1 1x conduit	Aluminium	Epoxy Corrosion category EN ISO 12944-2: C4	RAL9002 Grey white
D262	62B2 2x conduits	Aluminium	Polyurethane spray on primer Corrosion category EN ISO 12944-2: C5-M	RAL7035 Light grey

Table 2: Measuring inserts main models

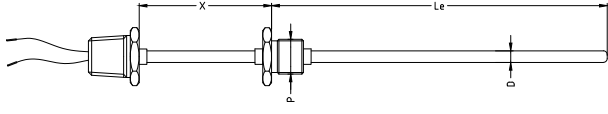
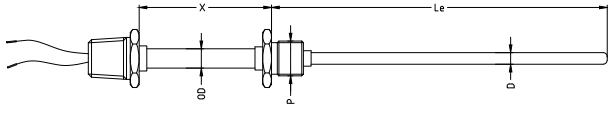
	Sensor	
TCJC	Sensor with threaded connection to the connection head. 2/4 or 6 lead wires	
TCJD	Reinforced sensor with threaded connection to the connection head. 2/4 or 6 lead wires	

Table 3: Measuring inserts details

Details

- Thermocouple types: J/K/T/E/N/S/R/B
- Thermocouple standards: EN/IEC 60584 and/or ANSI MC96-1
- Minimum insulation resistance: 1000 MOhm at 500VDC, $T_{amb}=20\text{ °C}$
- Conductors: thermocouple material
- Metal sheath: see table

TC Type

J	K	T	E	N
Fe – CuNi	NiCr – NiAl	Cu – CuNi	NiCr – CuNi	NiCrSi – NiSi
± 1.5 between -40 °C and 375 °C or $\pm 0.004 \times T\text{ °C}$	± 1.5 between -40 °C and 375 °C or $\pm 0.004 \times T\text{ °C}$	± 0.5 between -40 °C and 125 °C or $\pm 0.004 \times T\text{ °C}$	± 1.5 between -40 °C and 375 °C or $\pm 0.004 \times T\text{ °C}$	± 1.5 between -40 °C and 375 °C or $\pm 0.004 \times T\text{ °C}$

Colour code

ANSI	IEC	Other
ANSI – MC96-1	EN/IEC 60584-1	

TC element

S	D	T
Single thermocouple	Dual thermocouple	Triple thermocouple

Diameter ØD

D3	D3,2	D4,5	D4,8	D6	D6,35	D8	D9,53	D12,7	Other diameters on request
3,0 mm	3,2 mm	4,5 mm	4,8 mm	6,0 mm	6,35 mm	8,0 mm	9,53 mm	12,7 mm	

Sheath material

M2102	M2107	M2110	M0601	M0701	M0704	M0809
SS304	SS316 Standard for TC J/T	SS310	Inconel 600 Standard for TC K	Alloy 800H	Alloy 825	Hastelloy X

Hot junction

I	Individually isolated	Hot junction electrically isolated from and shielded by the sheath.
CI	Commonly isolated	Multiple hot junctions joined to one hot junction electrically isolated from and shielded by the sheath.
DI	Dually isolated	Hot junction electrically isolated from and shielded by the sheath. For dual and triple: all circuits isolated from each other and from the sheath.
G	Grounded	Hot junction welded to the sheath.

Process connection

P163	P173	P205	P206	P207	P405	P406	P407
M18 x 1,5	M20 x 1,5	G1/2"	G3/4"	G1"	1/2"NPT	3/4"NPT	1"NPT

Dimensions reinforcement

OD reinforcement		X
STD	... mm	X
Same as sensor (Model TCJC)	Reinforced (Model TCJD)	Length in mm (Model TCJD only)

Insertion length

Le	Length in mm
-----------	--------------

Table 4: Terminal connection in the housing

Type

CB	Ceramic block 2/4 or 6 terminals
RB	Hi tech block 2/4 or 6 terminals
TP	Flying leads standard length 150 mm

Table 5: Connection head details

Connection head single/double conduits (SC/DC)

SC173	SC405	DC173	DC405
1X M20x1.5	1X ½"NPT	2x M20x1.5	2X ½"NPT

Table 6: Connection head accessories

DC heads

- **For DC connection heads: One conduit plugged**
Please use the following code

Material	Brass	PM0200
	Nickel plated brass	PM0210
	Stainless steel SS316	PM2107

Table 7: Certification possibilities

Certificates

Following tests and certificates are possible and are either done in-house or done by an external party.

Code	Certificates
Q04210	Functional test report sensor
Q04230	Calibration report (measuring points to be indicated) E.g. 100/200 °C
Q05220	Calibration report by accredited calibration lab retraceable (measuring points to be indicated)
Q05230	Calibration report by accredited calibration lab ISO/IEC 17025 (BELAC) (measuring points to be indicated)
Q02040	Test report EN10204-2.2
Q04250	Transmitter programming. Range and burn-out settings to be indicated

HOW TO ORDER (example)

Code		Example	Your code
Configuration	See table 1	D262	
Main model	See table 2	KJC	
TC type	See table 3	K	
Colour code	See table 3	IEC	
TC element	See table 3	D	
Diameter ØD	See table 3	D6	
Sheath material	See table 3	M0601	
Hot junction	See table 3	I	
Process connection	See table 3	P405	
Dimensions reinforcement	See table 3	OD12	
Reinforcement length X	See table 3	X40	
Insertion length Le (mm)	See table 3	Le200	
Terminal connection	See table 4	CB	
Connection head SC/DC	See table 5	SC173	
Connection head accessories	See table 6	PM0200	

Ordering code example:

D262 KJC K IEC D D6 M0601 I P405 OD12 X40 Le200 CB SC173 PM0200

For all options: please contact Rodax

© 2018

Santvoortbeeklaan 33, 2100 Antwerp - Belgium

T +32 (0)3 360 90 00

E quotationdesk@rodax-europe.com

www.rodax-europe.com

RODAX[°]
new temperature solutions

D200-Gen-TC GB 201810